

Hardware
Leversets



- Wrought Steel Base Metal with Flat Black finish
- Back plate: 2 5/8in x 4 3/8in



All Emtek Leversets (unless otherwise noted)

- Suitable for exterior use
- Passage (non-locking)
- 2 3/8in Backset
- Includes spring latch (except dummy sets)
- Includes strike plate to mount on jamb or post (except dummy sets)
- Hanging Required, See Page 38
- Select styles available for 3in Thick Door - Call to Order
- Not suitable for gates greater than 48in wide



46000
Normandy Leverset



46001
Harrisburg Leverset



46002
San Carlos Leverset

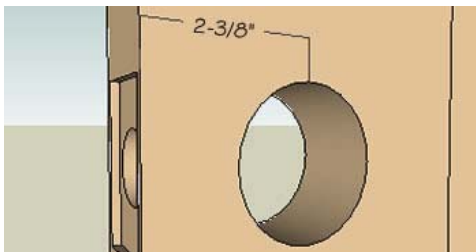


46003
Jamestown Knobset



46004
Savannah Knobset

Hardware Prep



900220

Prep Gate for Leverset and / or Deadbolt

- Select a quantity of 1 to prep for **both** handleset and deadbolt on the same gate
- Standard Prep includes:
 - 2 3/8in backset
 - 2 1/8in main bore (through gate)
 - 1in cross-bore (side hole)
 - 1in wide edge mortise so that side plate is flush



1121

Helios Keypad Leverset

- Brass Base Metal with Flat Black finish
- Opens with a 4-digit user code
- Create up to 20 unique user codes
- Illuminated keypad and low battery indicator
- Max gate thickness - 2 1/4in thick
- Backplate: 3in x 6 1/2in

HARDWARE



1200
Athena Leverset

- Stainless Steel Base Metal
- Backplate: 2 1/2in x 2 1/2in



1400
Luzern Leverset

- Brass Base Metal with Satin Nickel finish
- Backplate: 2 1/2in x 2 1/2in



1126

Triton Keypad Leverset

- Brass Base Metal with Satin Nickel finish
- Opens with a 4-digit user code
- Create up to 20 unique user codes
- Illuminated keypad and low battery indicator
- Max gate thickness - 2 1/4in thick
- Backplate: 3in x 6 1/2in

Hardware
Leversets



All Emtek Leversets (unless otherwise noted)

- Suitable for exterior use
- Passage (non-locking)
- 2 3/8in Backset
- Includes spring latch (except dummy sets)
- Includes strike plate to mount on jamb or post (except dummy sets)
- Hanging Required, See Page 38
- Select styles available for 3in Thick Door - Call to Order
- Not suitable for gates greater than 48in wide

1116
Cortina Keypad Leverset

- Backplate: 3in x 6.5in
- Brass with Oil Rubbed Bronze finish
- Opens with a 4-digit user code
- Create up to 20 unique user codes
- Illuminated keypad and low battery indicator
- Max gate thickness - 2 1/4in thick
- Backplate: 3in x 6 1/2in



Need locking hardware? See our matching deadbolts on the next page.



1300
Arts and Crafts Leverset

- Brass Base Metal with Oil Rubbed Bronze finish
- Backplate: 2 1/2in x 4in



1000
Napoli Leverset

- Lost wax, Solid Cast Bronze with Medium Bronze finish
- Backplate: 2 1/2in x 4 1/2in



1100
Durango Leverset

- Sandcast, Solid Bronze with Medium Bronze finish
- Backplate: 2 1/2in x 4 1/2in

Solid Bronze Leversets



- Cast, Solid Bronze
- Suitable for exterior use
- Passage (non-locking)
- Not suitable for gates greater than 48in wide
- Specify Gate Thickness needed when ordering
- Includes Spring Latch and strike plate



60828 - 1 1/2in Thick
60829 - 2 1/8in Thick
60830 - Dummy

Bronze 3 1/2in Ring Turn on Plate, Functional

- Backplate: 2 3/4in x 4 1/2in
- Ring 3 1/2in Diameter



60831 - 1 1/2in Thick
60831 - 2 1/8in Thick
60833 - Dummy

Bronze 4 1/2in Ring Turn on Plate, Functional

- Backplate: 2 3/4in x 4 1/2in
- Ring 4 1/2in Diameter



60821 - 1 1/2in Thick
60822 - 2 1/8in Thick
60823 - Dummy, Left Hand
60824 - Dummy, Right Hand

Bronze Leverturn HourGlass, Functional

- Back plate: 2-3/4in x 9-3/4in
- Lever: 6in long; 3-1/4in projection



60825 - 1 1/2in Thick
60826 - 2 1/8in Thick
60827 - Dummy

Bronze Leverturn on Plate, Functional

- Back plate: 2-3/4in x 4-1/2in
- Lever: 6in long; 3-1/4in projection

Hardware
Deadbolts



762 - Single Cylinder, 1 1/2in thk door
767 - Single Cylinder, 2 1/8in thk door



763 - Double Cylinder, 1 1/2in thk door
768 - Double Cylinder, 2 1/8in thk door

- Wrought Steel Base Metal with Flat Black finish

All Emtek Deadbolts (unless otherwise noted)

- Suitable for exterior use
- 2 3/8in Backset
- Not suitable for gates greater than 48in wide
- Single Cylinder: Thumbturn on inside, key on outside
- Double Cylinder: Keyed both sides
- Warranty does not cover salt-air corrosive environments
- Emtek Double Cylinder Deadbolts not available for 3in Thick Gates



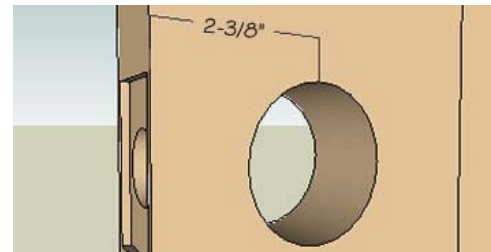
1306 - Single Cylinder, 1 1/2in thk door
1308 - Single Cylinder, 2 1/8in thk door



1307 - Double Cylinder, 1 1/2in thk door
1309 - Double Cylinder, 2 1/8in thk door

- Brass Base Metal with Oil Rubbed Bronze finish

Hardware Prep



900220

Install Leverset and / or Deadbolt

- Select a quantity of 1 to prep for **both** handleset and deadbolt on the same gate

Standard Prep includes:

- 2 3/8in backset
- 2 1/8in main bore (through gate)
- 1in cross-bore (side hole)
- 1in wide edge mortise so that side plate is flush

HARDWARE



1006 - Single Cylinder, 1 1/2in thk door
1008 - Single Cylinder, 2 1/8in thk door



1007 - Double Cylinder, 1 1/2in thk door
1009 - Double Cylinder, 2 1/8in thk door

- Lost Wax, Solid Cast Bronze with Medium Bronze finish



1106 - Single Cylinder, 1 1/2in thk door
1108 - Single Cylinder, 2 1/8in thk door




1 1/2in thk, Not Available
1109 - Double Cylinder, 2 1/8in thk door

- Sandcast, Solid Bronze with Medium Bronze finish



1206 - Single Cylinder, 1 1/2in thk door
1208 - Single Cylinder, 2 1/8in thk door



1207 - Double Cylinder, 1 1/2in thk door
1209 - Double Cylinder, 2 1/8in thk door

- Stainless Steel Base Metal



1406 - Single Cylinder, 1 1/2in thk door
1408 - Single Cylinder, 2 1/8in thk door



1407 - Double Cylinder, 1 1/2in thk door
1409 - Double Cylinder, 2 1/8in thk door

- Brass Base Metal with Satin Nickel finish

Hardware

Emtek Keyless Entry Deadbolts

- Opens with a 4-digit user code
- Create up to 20 unique user codes
- Illuminated keypad and low battery indicator
- 2 3/8in backset
- Backplate: 2-7/8in x 6-1/4in



**Emtek EmTouch Brass Keypad Deadbolt
Brass, Flat Black**

1110 - 1 1/2in thick door
1111 - 2 1/8in thick door



**Emtek EmTouch Brass Keypad Deadbolt
Brass, Satin Nickel**

1114 - 1 1/2in thick door
1115 - 2 1/8in thick door



**Emtek EmTouch Brass Keypad Deadbolt
Brass, Oil Rubbed Bronze**

1112 - 1 1/2in thick door
1113 - 2 1/8in thick door

Solid Bronze Deadbolts



- Cast, Solid Bronze
- Very dark antique bronze
- Suitable for exterior use
- Cover plate rotates for key access
- Single: Thumbturn & Key
- Double: Keyed both sides
- 2 3/8in backset
- Not suitable for 1-1/2in Thick door
- Minimum 1-3/4in Thick door
- Available for up to 4in Thick door - Call to Order



**Bronze Single Cylinder Deadbolt
10325 - up to 2 1/2in door thickness**



**Bronze Double Cylinder Deadbolt
798 - up to 2 1/2in door thickness**

Driveway Gate Deadbolts

- Suitable for exterior use
- Single: Thumb turn & Key, Double: Key both sides
- 2-3/8in backset
- Internal components may corrode in coastal areas from salt-air
- Warranty does not cover salt-air corrosive environments

- Suitable for manual driveway gates up to 2-1/8in thick
- Do not use for 3in thick gates
- Stainless Steel Grade 316 Shoot with 2-3/4in travel
- Stainless Steel finished in high performance epoxy black coating
- Includes fasteners
- Single Cylinder: Key lockable on outside & spring latch on inside



**1310 - Single Cylinder Long Throw Deadbolt for Driveway Gates,
Stainless / Black**



**1311 - Double Cylinder Long Throw Deadbolt for Driveway Gates,
Stainless / Black**