

Look for these finish logos to match your hardware



Hardware Butt Hinges



699
Black Butt Hinge, 4in x 4in

- Max door weight: 200 lbs (3 hinges)
- Ball bearing, Commercial grade



698
Self Closing Gate Hinge, Butt Hinge, Black, 4in x 4in (1/4"R corners)

- Max door weight: 200 lbs (3 hinges)
- Ball bearing, Commercial grade



2002
4in x 4in Stainless Steel Butt Hinge

- Max door weight: 200 lbs (3 hinges)
- Ball bearing, Commercial grade



2000
4in x 4in Brass Butt Hinge, Oil Rubbed Bronze

- Max door weight: 200 lbs (3 hinges)
- Ball bearing, Commercial grade



10717
Self Closing Gate Hinge, Butt Hinge, Oil Rubbed Bronze, 4in x 4in (1/4"R corners)

- Max door weight: 200 lbs (3 hinges)
- Ball bearing, Commercial grade




2001
4in x 4in Brass Butt Hinge, Satin Nickel Finish

- Max door weight: 200 lbs (3 hinges)
- Ball bearing, Commercial grade

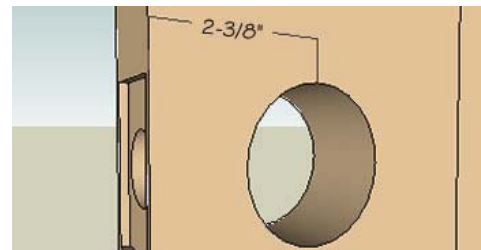
HARDWARE

Prep Gate for Hardware



900499
Mortising for Butt Hinges (up to 3)

- Allows gate edge and jamb (if purchased) to be mortised for up to three butt hinges
- Reduces hinge side gap for a smaller reveal
- 1/8in if only gate edge is mortised,
- 1/16in if gate edge and jamb are mortised
- Select a quantity of 2 for Double Swing Pedestrian Gates



900220
Prep Gate for Leverset and / or Deadbolt


- Select a quantity of 1 to prep for **both** handleset and deadbolt on the same gate
- Standard Prep includes:
- 2 3/8in backset
 - 2 1/8in main bore (through gate)
 - 1in cross-bore (side hole)
 - 1in wide edge mortise so that side plate is flush

Hardware Decorative Gate Hinge Straps



- 85010 - 85014
- Sold individually
- Non-functional; decorative only. Powder coated, black
- 3/8in Hex-head Lag Bolts included
- Use with butt hinges, Medium Load hinges or High Load hinges

Length	8in	14in	20in	32in	42in
Strap Height	2 1/8in	3 in	3 in	3 in	3 in
Part Number	85010	85011	85012	85013	85014



Heavy Duty Gate Strap Hinges



692

Pair, 12in Heavy Gate Stainless Steel Hinges

- Max door weight: 200 lbs (pair)
- Fasteners and Carriage bolt incl
- Powder coated black
- Ideal for gates, barns, garages, garden sheds, and carriage houses
- Strap Height: 1-1/2in
- Minimum 2-1/2in wide Post / Jamb required for mounting hinge cup



693

Pair, 12in Cranked Gate Band Hinges

- Galvanized, black
- Max door weight: 200 lbs (pair)
- Ideal for gates, barns, garages, garden sheds, and carriage houses
- Strap Height: 1-1/2in




61010

Reversibly Heavy Duty Gate Hinge, Pair, BPPCG, Black, Various Lengths 12in to 36in

- BPPCG = Black Polyester Powder Coating over Galvanized Steel
- Sold in Pairs
- Black Stainless Steel 2inch #12 Wood Screws included
- Carriage bolts included
- 200 lbs / pair

Length	12in	18in	24in	30in	36in
Strap Height	1 1/2in	2in	2 1/4in	2 1/4in	2 1/4in

Solid Bronze Strap Hinges



700, 701, 702, 703
Solid Bronze Gate Strap Hinge

- Cast, Solid bronze
- Various Strap lengths Available: 12in (703), 17in (702), 24in (703), 30in (704)
- Offset end (for pintles)
- Strap height: 2in Thickness: 1/4in
- 2 hinges support up to 150lbs
- 3 hinges support up to 250 lbs
- Very dark antique bronze
- Use with any of the Solid Bronze Pintles below



704

Bronze Gate Pintle on Plate

- Cast, Solid bronze
- Very dark antique bronze
- Plate: 2in x 6-1/4in
- For use with Bronze Strap Hinges



705

Bronze Screw-In Gate Pintle

- Cast, Solid bronze
- Screw-in Pintle: 4-3/4in x 3-1/2in
- 3in threaded length.
- For use with Bronze Strap Hinges



707

Bronze Jam Gate Pintle, Right Hand

- Cast, Solid bronze
- Very dark antique bronze
- Plate: 4-3/4in x 2-1/2in
- For use with Bronze Strap Hinges

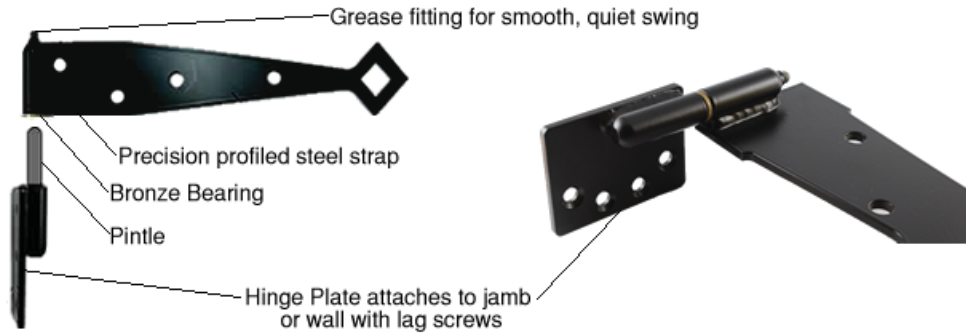


708

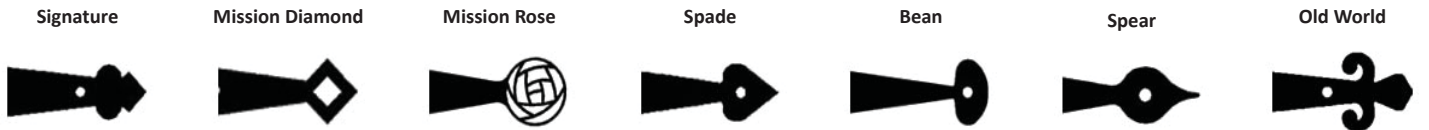
Bronze Jam Gate Pintle, Left Hand

- Cast, Solid bronze
- Very dark antique bronze
- Plate: 4-3/4in x 2-1/2in
- For use with Bronze Strap Hinges

Hardware
Medium Load Gate Hinges



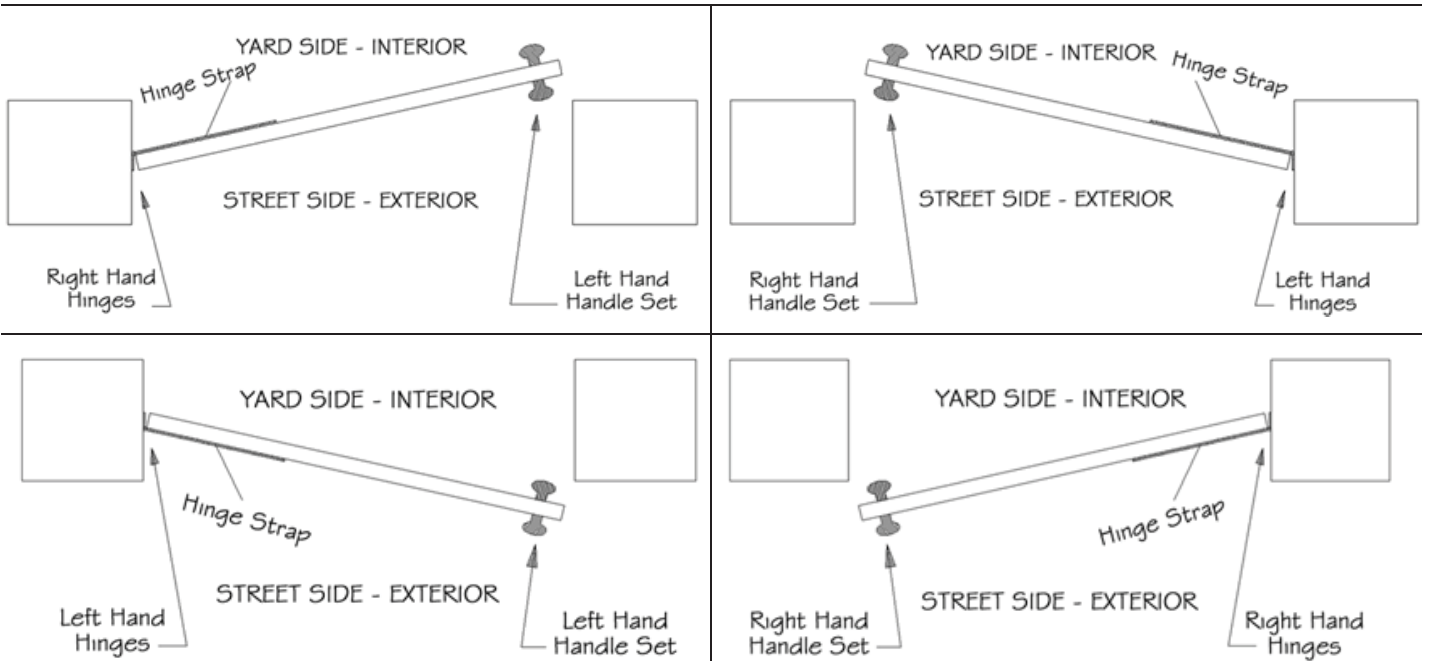
- 85000 - 85009
- Sold individually
- Max door weight: 225 lbs (pair), for use on Sederra Gates
- Greasible strap hinge, 3/16in thick steel, Powder coated, black
- 3/8in Hex-head Lag Bolts included
- Recommended Length = 1/3 - 1/2 door width
- Requires 2in minimum ground clearance



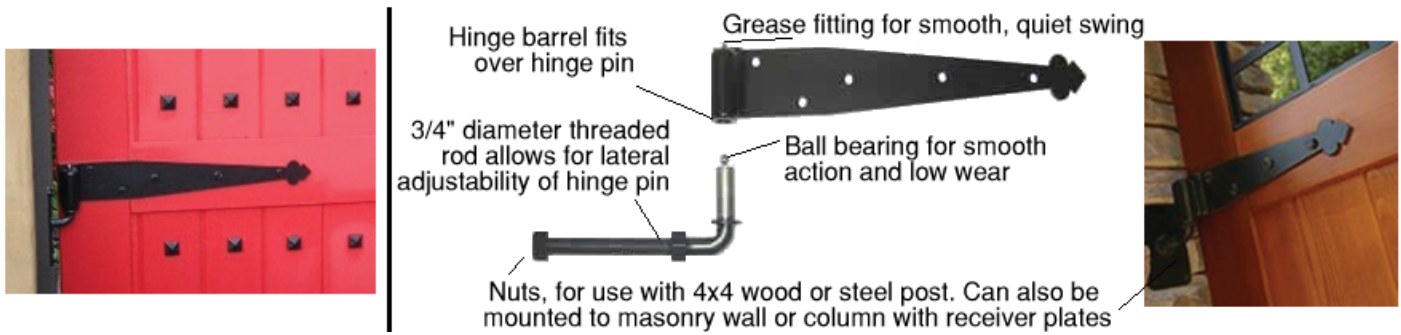
Length Handing	8in Strap		14in Strap		20in Strap		32in Strap		42in Strap	
	LH	RH	LH	RH	LH	RH	LH	RH	LH	RH
Strap Height	2 1/8in	2 1/8in	3in	3in	3in	3in	3in	3in	3in	3in
Part Number	85000	85001	85002	85003	85004	85005	85006	85007	85008	85009

HANDING FOR STRAP HINGES

HARDWARE



Hardware High Load Gate Hinges



- 85015 - 85024, Sold individually
- Max door weight: 600 lbs (pair), for use on Sederra Gates
- Greasable strap hinge, 3/16in thick steel, Powder coated, black
- 3/4in diameter, 8in long threaded ball bearing hinge bolt with nuts included
- Length of Hinge Bolt (horizontal portion): 7 5/8in (approx.), with 5 5/8in threaded length (approx.)
- 3/8in Hex-head Lag Bolts included
- Use with Receiver Plates, for masonry or posts larger than 4"x4"

	Signature	Mission Diamond	Mission Rose	Spade	Bean	Spear	Old World
Length							
Handing		LH RH	LH RH	LH RH	LH RH	LH RH	LH RH
Strap Height		2 1/8in 2 1/8in	3in 3in	3in 3in	3in 3in	3in 3in	3in 3in
Part Number		85015 85016	85017 85018	85019 85020	85021 85022	85023 85024	



Take a look at the handing diagram on page 38 to order the correct hinge handing.

Receiver Plates for High Load Gate Hinges

- Plate: 3 1/2in x 6in
- Welded nut accepts threaded pin of high load hinges
- Use offset receiver plate for bottom strap hinge to achieve a 2in ground clearance
- Receiver plates can also be used with the integrated ball bearing hinges on our Driveway Gates over 10ft wide



626
Receiver plate for High Load Hinges



629
Receiver plate - Offset, for High Load Hinges

See Page 22 for Sederra Spotlight on Driveway Gates